

Chapter 02 - Practice Questions

Multiple Choice

Identify the letter of the choice that best completes the statement or answers the question.

- 1) No-parking zones often are near
 - a. fire hydrants, curves, and intersections.
 - b. where pedestrians cross.
 - c. a school area.
 - d. railroad crossings.
- 2) Interstate highways are identified on signs with what kind of shape?
 - a. triangular
 - b. round
 - c. square
 - d. shield
- 3) Your traffic light changes to yellow as you approach an intersection. In most cases, what action should you take?
 - a. Signal for a right turn and slow.
 - b. Go through if no other cars are coming.
 - c. Accelerate to clear the intersection.
 - d. Make every reasonable effort to stop.
- 4) Posted minimum speed limits are
 - a. not legal and need not be observed.
 - b. the slowest to drive under normal conditions.
 - c. speed limits lowered for driving at night.
 - d. 15 mph lower than the posted limit.
- 5) A construction zone is indicated by

- a. a blue sign.
- b. a green sign.
- c. an orange sign.
- d. a yellow sign.

6) A solid line and a broken line painted on the center of a two-lane highway means passing is

- a. allowed only when the solid line is on your side.
- b. not allowed for you when the solid line is on the other side.
- c. not allowed when the solid line is on your side.
- d. allowed in either direction.

7) Your red traffic signal changes to green while a pedestrian is crossing in your traffic lane. You should

- a. give the right of way to the pedestrian.
- b. give the right of way to left-turning vehicles.
- c. run the pedestrian down.
- d. beep loudly and then proceed.

8) Before you make a right-turn-on-red, make sure

- a. you turn when the light facing you turns yellow.
- b. all the left-turning vehicles have proceeded.
- c. you turn when the red light flashes.
- d. no pedestrians are in any crosswalks.

9) Most warning signs are

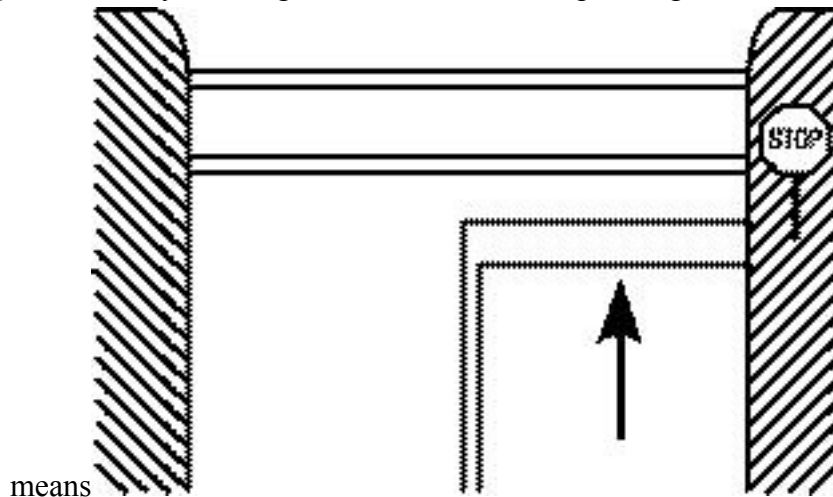
- a. diamond-shaped.
- b. oval-shaped.
- c. square-shaped.
- d. round-shaped.

10) This yellow warning sign means



- a. a left curve ahead.
- b. the roadway narrows.
- c. a winding road ahead.
- d. a divided road ahead.

11) The roadway marking to which the arrow is pointing



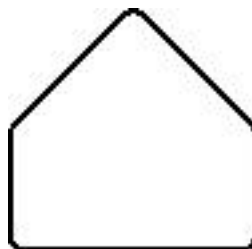
means

- a) stop here for STOP sign.
- b) one-way, do not enter.
- c) pedestrian crosswalk.
- d) no turns at this intersection.

12) Broken white lines

- a. warn of a railroad crossing ahead.
- b. separate lanes of traffic moving in the same direction.
- c. indicate a no-passing zone.
- d. tell you where to stop.

13) You should expect this sign



- a. near a school crossing.
- b. in a parking lot.
- c. near a church.
- d. at a school-bus loading zone.

14) The message on a diamond-shaped sign might be

- a. Pass With Care, Trucks Use Right Lane, or Do Not Pass.
- b. Curve, Hill, or Winding Road.
- c. One Way, Wrong Way, or No Trucks.
- d. No Turn, Speed Zone Ahead, or Left Lane Must Turn Left.

15) Interstate route signs

- a. vary according to the type of roadway.
- b. vary from state to state.
- c. may be combined with information about a city's streets.
- d. All of the above are correct.

16) Raised roadway markers on the roadway and shoulder are used to

- a. help pedestrians at night.
- b. indicate no-parking zones.
- c. warn traffic to slow down.
- d. define safe paths of travel.

17) A flashing red light at an intersection means that you must

- a. stop and wait until it stops flashing.
- b. stop only if there is cross traffic.
- c. slow down and proceed with caution.
- d. make a complete stop and proceed when the way is clear.

18) A sign with an orange background in a diamond or rectangular shape indicates a

- a. recreation area.

- b. speed zone.
- c. construction zone.
- d. school zone.

19) You are approaching an intersection. You intend to make a left turn after stopping for a STOP sign. Bushes block your view to the right. You should

- a. treat the intersection as if a YIELD sign controlled it.
- b. accelerate after stopping since you have the right of way.
- c. stop even with the STOP sign, creep forward, and stop again, if necessary.
- d. reduce speed early, stop where you can see best, and continue when the way is clear.

20) The basic speed law requires you to drive

- a. within 5 mph of the 55 mph speed limit.
- b. no faster than is safe for existing conditions.
- c. at the maximum posted speed limit.
- d. above posted minimum speed limit.

21) A solid white line between two lanes of traffic means that you are

- a. in a speed zone.
- b. on a two-way street.
- c. generally not to cross the line.
- d. in a passing zone.

22) Red roadway markers mean that

- a. you are driving in the wrong direction.
- b. you are driving in the correct direction.
- c. an exit ramp is approaching.
- d. a railroad crossing is ahead.

23) The purposes of traffic signs are

- a. to direct, to decide, to stop.

- b. to observe, to direct, to guide.
- c. to stop, to warn, to decide.
- d. to regulate, to warn, to guide.

24) You pass a school zone sign. You should

- a. go slightly faster to pass quickly.
- b. know you are within one block of a school.
- c. go 30 mph.
- d. stop immediately.


25) The purpose of a rumble strip is to

- a. wake up drivers who are falling asleep.
- b. alert you through the noise your tires make when driving over it.
- c. warn you that you are driving too close to the roadway edge.
- d. B and C above are correct.

26) Pedestrians should only cross at an intersection when

- a. they face a WALK signal or symbol.
- b. they are on a one-way street.
- c. they see the DON'T WALK signal or symbol flash.
- d. they see no vehicles on the roadway.

27) The message on this sign might



be:

- a. Hill.
- b. Cross Road.
- c. Pass With Care.
- d. Railroad Crossing.

28) Yielding in traffic means

- a. allowing others to go before you.
- b. coming to a complete stop every time.
- c. expecting others to stop for you.
- d. speeding up to avoid a collision.

29) Curbs painted red, yellow, or white are generally designated as

- a. minimum-speed zones.
- b. user parking only.
- c. no-parking zones.
- d. limited-time parking.

30) Guide signs

- a. provide information.
- b. do not give general information.
- c. warn of dangers ahead.
- d. have white letters on a red background.

31) Whenever you approach a YIELD sign at an intersection, you should

- a. allow cars on the left to proceed.
- b. make a full stop, then proceed.
- c. slow down and proceed.
- d. slow or stop and give the right of way to traffic.

32) What does this sign mean?



- a. yield the right of way
- b. no passing

- c. railroad crossing
- d. rest area

33) When the center roadway marking of a two-way roadway is a single broken yellow line, it means that

- a. a sharp curve or an intersection is within 500 feet.
- b. passing is legal with left turns prohibited.
- c. passing is permitted if it can be done safely.
- d. passing in either lane is prohibited.

34) A school zone sign is

- a. yellow-green with five sides.
- b. red with eight sides.
- c. yellow with six sides.
- d. red with three sides.

35) A sign with a yellow background is a

- a. STOP sign.
- b. warning sign.
- c. regulatory sign.
- d. recreation area sign.

36) Running children and bicyclists can be expected in a

- a. school zone.
- b. tow-away zone.
- c. no-parking zone.
- d. bus-loading zone.

37) A yellow light or arrow means

- a. yield to the vehicles on the right.
- b. hurry to pass before the light changes.
- c. you may turn right with caution.

d. a red light or a red arrow is about to appear.

38) International roadway signs only use

- a. colors, not pictures.
- b. words, not pictures.
- c. words, not symbols.
- d. symbols, not words.

39) The message on this sign means



- a. Rest and Relax Area.
- b. Railroad Crossing.
- c. Keep Right Ahead.
- d. Dangerous Intersection.

40) What does a round traffic sign mean?

- a. pedestrian crossing
- b. stop
- c. railroad crossing
- d. yield to other traffic

41) What roadway markings are used to guide your driving path?

- a. overhead lights
- b. reflectors
- c. curve signs
- d. rumble strips

42) You see a green arrow pointing to the right. You want to turn right. You should

- a. turn right when all other traffic behind you begins to move forward.

- b. stop and then turn right.
- c. turn right after yielding to other traffic and pedestrians.
- d. slow down and wait for a green light.

43) When you see this sign, you should drive



- a. 55 mph during the day.
- b. at least 55 mph.
- c. 55 mph at night.
- d. no faster than 55 mph.

44) A red circle and diagonal slash on a sign means that

- a. a hazard is ahead.
- b. the action is not allowed.
- c. diagonal crossing is permitted.
- d. two roads intersect ahead.

45) If you park in a space that has the handicapped parking symbol, you must

- a. reserve it in advance.
- b. not be able to walk.
- c. have the proper permit.
- d. not be able to find any other parking space.

46) A traffic-control officer's signal

- a. is often a factor in collisions.
- b. must be the same as the light at the intersection.
- c. is the only one to follow, regardless of traffic signals.
- d. is just a suggestion.

47) What must you do at a four-way STOP sign?

- a. Stop and wait for your turn to move.
- b. Slow down if other traffic is nearby.
- c. Stop, unless you are turning.
- d. Yield to all drivers approaching from the left.


48) If your car is first in line when the light turns green, you should check

- a. traffic to the left, the right, and ahead.
- b. your outside mirrors.
- c. your rearview mirror.
- d. your speedometer.

49) Two solid yellow center lines on a two-lane highway indicate

- a. passing only with caution.
- b. left turns between intersections.
- c. no passing from either way.
- d. passing both ways.

50) A sign shaped like this means



- a. warning.
- b. railroad crossing.
- c. route marking.
- d. school zone.